EATHISA

Actuador Eléctrico AVA

Modelo: AVA | Marca Greatork

DESCRIPCIÓN

En muy pocas ocasiones podemos encontrar en un producto, las características que realmente nos gustarían.
Los actuadores GREATORK modelo AVA puede se configurado sin necesidad de remover su cubierta a traves de la herramienta de ajuste infrarojo suministrada, se puede accesar a los procedimientos de ajustes, ajuste del valor de torque, limite de posicion y otras funciones de control e indicacion, incluso en circunstancia de riesgo. el actuador permiate la puesta en marcha y ajustes sin importar si el suministro de energia del actuador este en estado ON o en el estado OFF.

DISEÑO

· Rango Torque 24 Nm a 3000 Nm.
· Velocidad de salida desde 12 hasta 72 rpm.
· Motor electrico de ciclo de trabajo de tiempo corto, S2-15min, opcional S4-50%.
· Temperatura de trabajo standar -30º C a 70º C, proteccion IP67.
· El menu de ayuda puede diagnosticar el status del sistema de control, valvula y actuador.
· Protección por sobretorque.
· Protección de perdida de fase
· Protección sobrecalentamiento motor.
· Control e indicación remota.

CON ELLO SE CONSIGUE

• Seguridad ante cualquier eventualidad en la peración.
• Ajuste preciso del cierre y la apertura.
• Fácil escalamiento a sistemas más completos y complejos.
• Múltiples aplicaciones Industriales y de control.

¿INTERESADO EN ESTE U OTROS PRODUCTOS?
Envíenos un email a empresa@eathisa.com

ESPECIFICACIONES

AVA series Performance Data (380V 3Phase 50 Hz On/Off)

Multi-turn

Model	Flange (ISO 5210)	RPM (50Hz)	Torque (Nm)	Motor Poles	Rated Current (A)	Starting Current (A)	Rated Power (KW)	Power Factor	Efficiency (%)	Weight (KG)
AVA01	F10	18	45	4	1.47	3.80	0.16	0.74	68	32
		24	45	4	1.48	3.80	0.17	0.74	68	32
		36	35	4	1.50	4.20	0.20	0.74	68	32
		48	35	4	1.60	4.20	0.18	0.74	68	32
		72	35	2	1.90	6.00	0.30	0.86	77	32
		96	30	2	2.00	6.00	0.38	0.86	77	32
AVA02	F10	18	80	4	1.66	4.80	0.21	0.78	66	32
		24	80	4	1.70	4.80	0.23	0.78	66	32
		36	80	4	1.72	4.80	0.24	0.78	66	32
		48	80	4	1.75	4.80	0.24	0.78	66	32
		72	45	2	2.20	6.50	0.38	0.87	77	32
		96	40	2	2.30	6.50	0.41	0.87	77	32
AVA03	F10	18	110	4	1.86	5.20	0.24	0.80	62	32
		24	110	4	1.95	5.20	0.28	0.80	62	32
AVA04	F14	18	250	4	3.90	16.00	0.67	0.83	78	52
		24	250	4	4.10	16.00	0.68	0.83	78	52
		36	205	4	4.20	16.00	0.87	0.83	78	52
		48	205	4	4.30	16.00	0.99	0.83	78	52
		72	160	2	3.00	20.00	0.70	0.88	83	52
		96	145	2	3.10	20.00	0.72	0.88	83	52
		144	100	2	5.20	24.00	1.05	0.90	80	52
AVA05	F14	18	450	4	5.40	18.00	0.73	0.83	69	52
		24	450	4	5.50	18.00	0.84	0.83	69	52
		36	300	4	5.60	18.00	0.84	0.83	69	52
		48	240	4	5.90	18.00	0.87	0.83	69	52
		72	240	2	5.70	25.00	0.92	0.82	73	52
		96	230	2	6.60	25.00	1.01	0.82	73	52
		144	150	2	6.30	28.00	1.19	0.82	77	52
AVA06	F16	18	650	4	7.20	35.00	1.35	0.80	79	75
		24	650	4	7.60	35.00	1.54	0.80	79	75
		36	540	4	7.74	35.00	1.36	0.80	79	75
		48	450	4	13.50	43.00	2.02	0.88	73	75
		72	450	2	12.50	43.00	1.67	0.88	73	75
		96	365	2	13.20	43.00	2.44	0.88	73	75
		144	270	2	13.00	43.00	2.43	0.88	73	75
AVA07	F25	18	1100	4	11.00	52.00	1.77	0.86	81	200
		24	1100	4	12.00	52.00	2.17	0.86	81	200
		36	780	4	12.30	52.00	2.73	0.86	81	200
		48	680	4	15.80	88.00	3.00	0.85	82	200
		72	550	2	16.60	88.00	3.65	0.85	82	200
		96	550	2	17.80	88.00	3.83	0.85	82	200
AVA08	F30	18	1500	4	10.50	67.00	2.17	0.87	88	230
		24	1500	4	12.60	67.00	2.40	0.87	88	230
		36	1300	4	13.80	67.00	3.13	0.87	88	230
		48	1000	4	19.00	118.00	4.08	0.89	86	230
		72	800	2	19.50	118.00	4.42	0.89	86	230
		96	745	2	21.00	118.00	4.58	0.89	86	230
AVA09	F30	18	2000	4	18.50	93.00	3.74	0.86	83	230
		24	2000	4	20.00	93.00	4.61	0.86	83	230
		36	1700	4	22.00	93.00	5.00	0.86	83	230
		48	1350	4	21.00	120.00	3.98	0.85	81	230
		72	1100	2	23.00	120.00	4.84	0.85	81	230
		96	1000	2	25.00	120.00	5.10	0.85	81	230
AVA09.1	F30	24	2500	4	25.00	120.00	5.46	0.93	84	230
		36	2500	4	26.00	120.00	5.71	0.93	84	230
AVA10	F30	24	3000	4	29.00	105.00	5.32	0.88	83	230
AVA10G	F30	18	3500	4	30.00	105.00	5.68	0.86	80	230
		24	3500	4	32.00	105.00	5.80	0.86	80	230
		36	2000	4	29.00	105.00	5.43	0.86	80	230
		48	1600	4	31.00	130.00	5.83	0.90	82	230
		72	1400	2	32.00	130.00	5.92	0.90	82	230
		96	1200	2	33.00	130.00	6.10	0.90	82	230

Note: 1.Wiring and airbreak switch selection should refer to current(A) data of actuators.
2.The torque value above apply to those voltage higher than 380V.

DIAGRAMA Y CONEXIONES

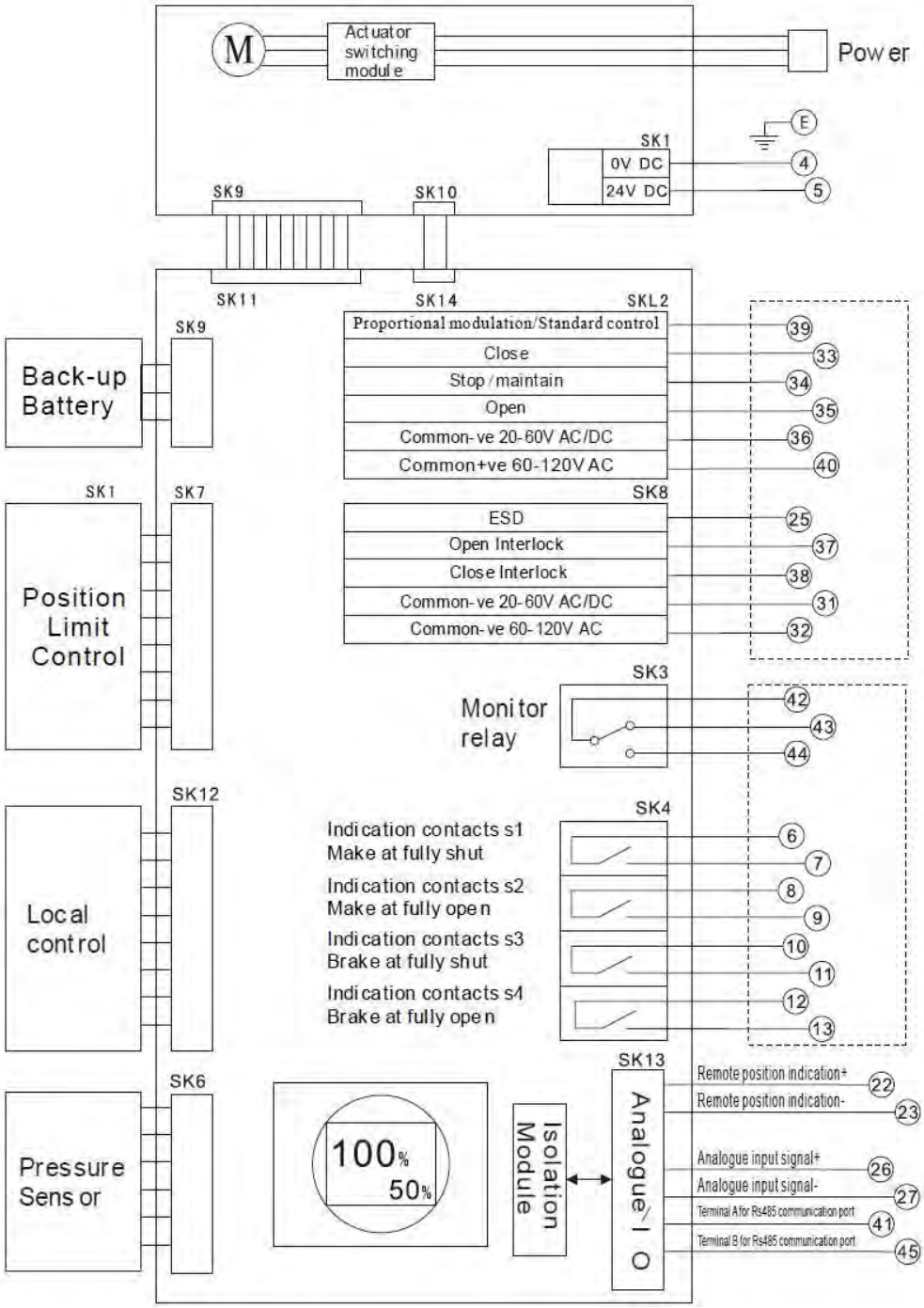

DIAGRAMA Y CONEXIONES

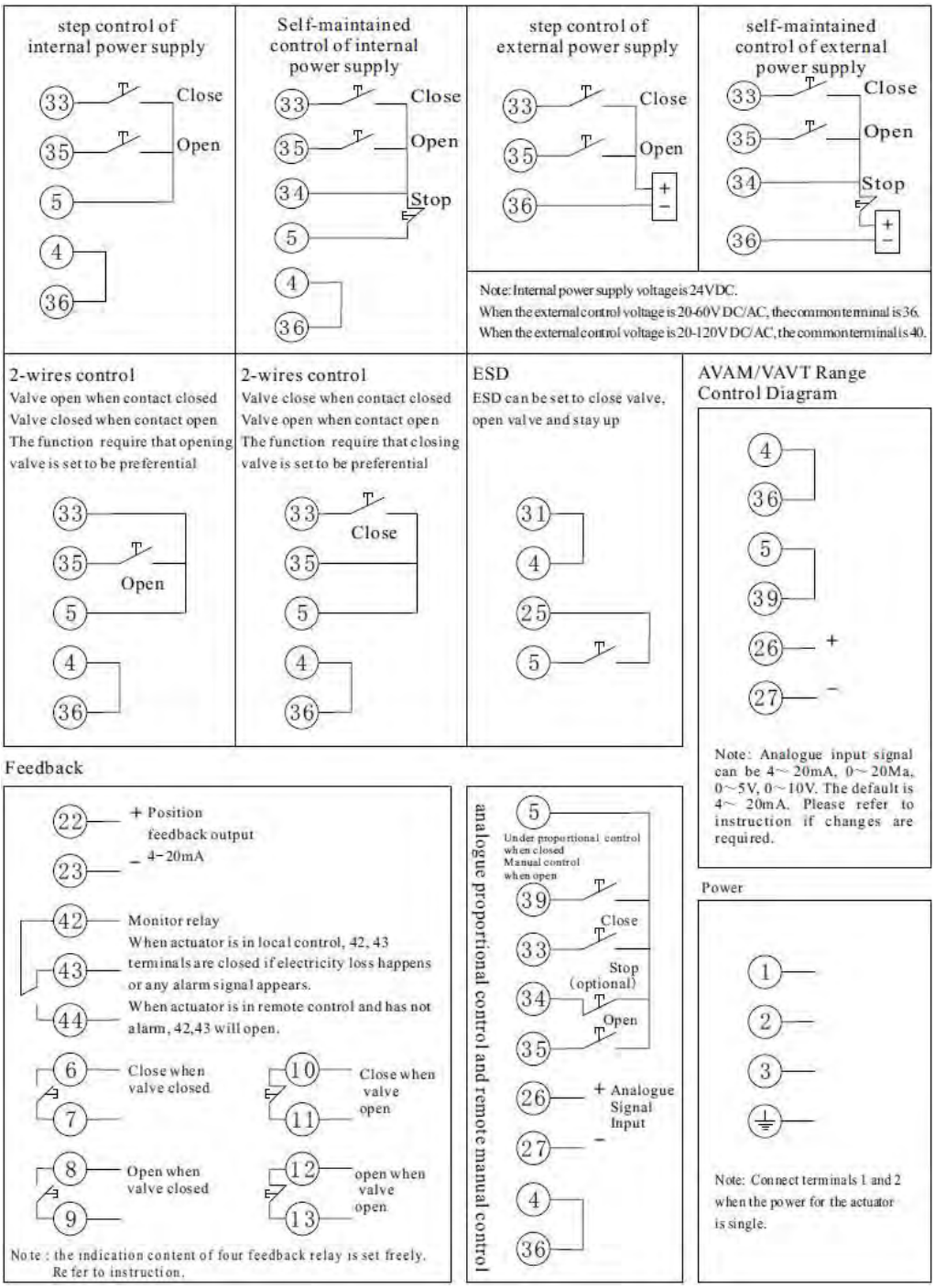

ESTRUCTURA Y DIMENSIONES

AVA range and AVAM01/02/03/04/05/06 each part and name

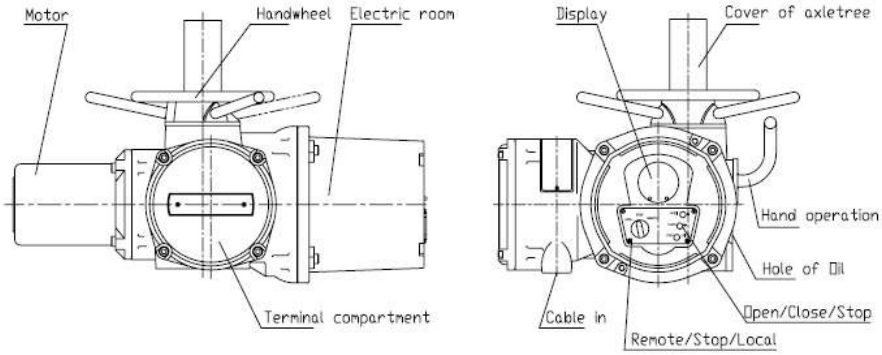

AVA range and AVAM01/02/03/04/05/06 actuator dimensions

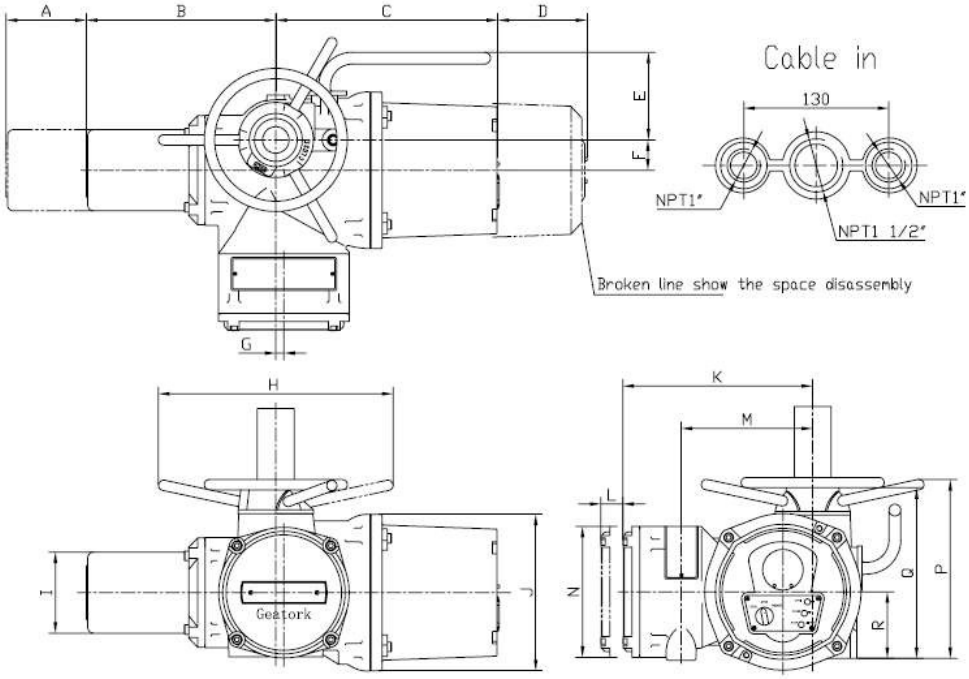

Parameter / Specification	A	B	C	D	E	F	G	ØH	ØI	ØJ	K	L	M	ØN	P	Q	R
AVA01/02/03	165	257	301	200	119	41	11	318	110	212	257	30	178	177	242	228	90
AVA04/05	230	354	387	230	121	40	25	652	134	212	278	30	199	177	308	278	108
AVA06	247	352	401	230	119	42	40	793	145	212	301	30	222	177	353	315	122

ESTRUCTURA Y DIMENSIONES

Each part and name of AVA07

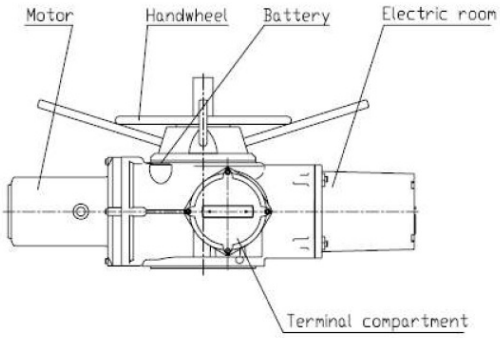

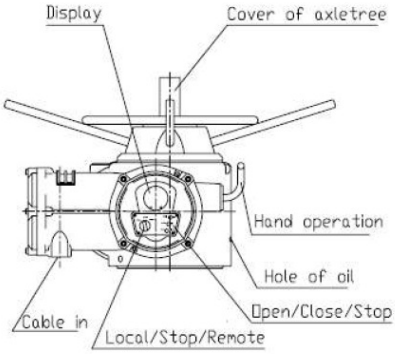

Dimensions of AVA07

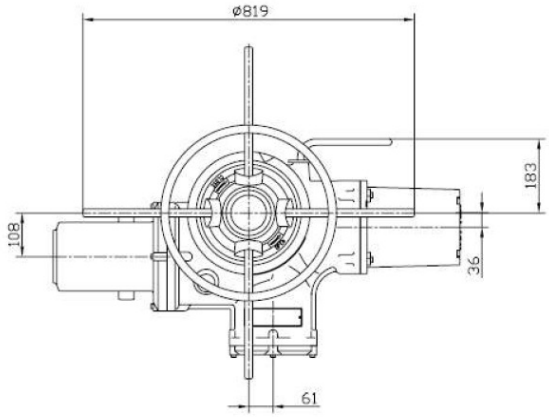

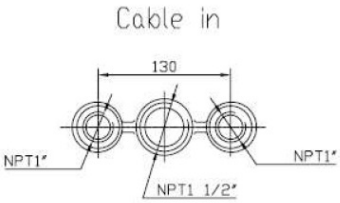

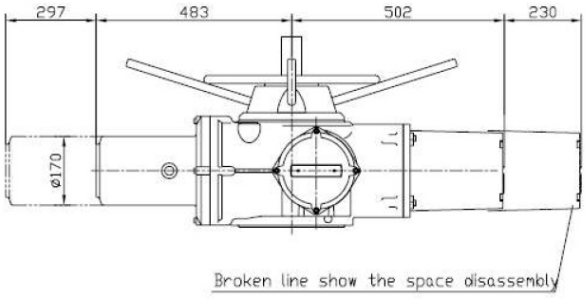

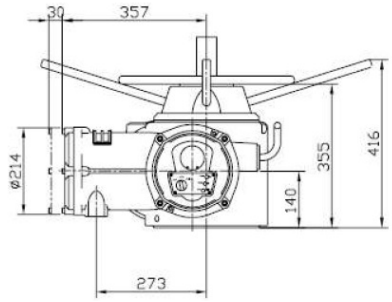

ESTRUCTURA Y DIMENSIONES

Each part and name of AVA08/09/10

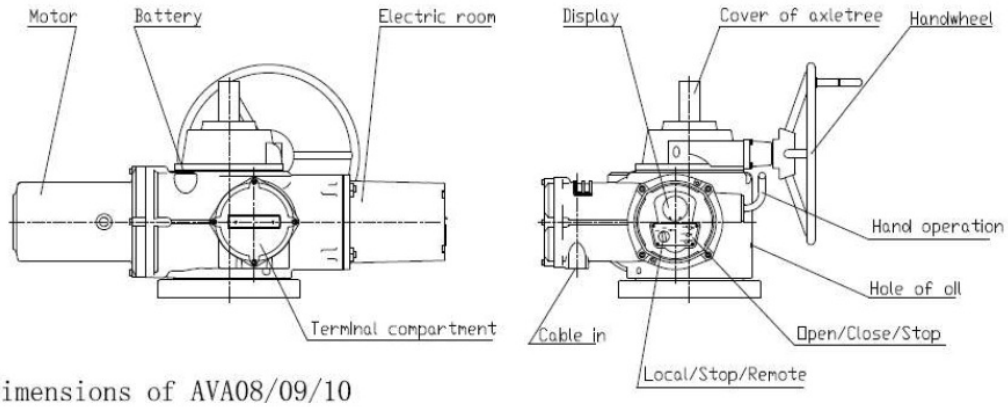
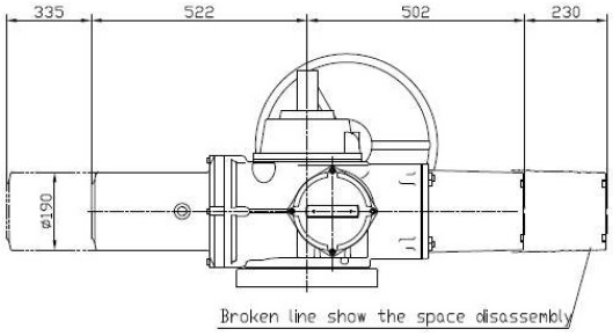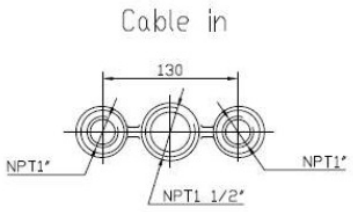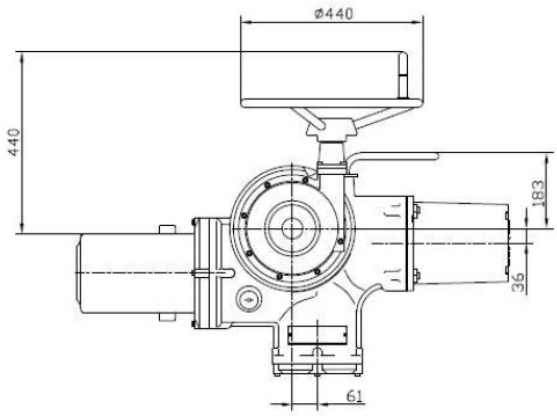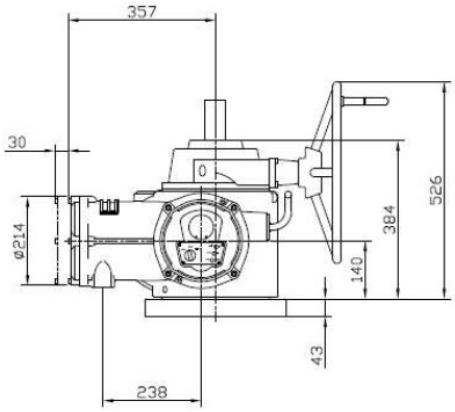
Dimensions of AVA08/09/10